













# ACCESS GUIDE



# CONTENTS

KEY TO SYMBOLS	1	GALLERY MAP	9	ABOUT THE ACCESS GUIDE COLLABORATION	26
ABOUT THE ACCESS GUIDE	2	LEVELS B2 AND B3	10	ABOUT DISABLED PEOPLE'S ASSOCIATION	27
PLANNING YOUR VISIT	3	LEVELS B1 AND BM	12	ABOUT LEVELFIELD CONSULTANTS	28
KEY FEATURES	6	LEVEL 1	14		
GALLERY MEMBERSHIP & VISITOR SERVICES	8	LEVEL 2	16		
		LEVEL 3	18		
		LEVEL 4	20		
		LEVELS 5 AND 4M	22		
		LEVEL 6	24		

# KEY TO SYMBOLS

 Galleries	 Shopping and Dining	 Education and Heritage
 Visitor Services and Special Facilities	 Office	 Restricted Access
 Lift	 Restroom	 Meeting Point
 Lift Restricted for Mobility Aid Users	 Baby Changing Room	 ATM
 Information Counter	 Accessible Restroom	 Stroller and Wheelchair Parking
 Accessible Information Counter	 Ramp and Handrail	 Assistance Staff
 Wheelchair Loan	 Dining	 Automated Door
 Taxi Stand	 Galleries and Key Spaces	 Heavy Door
 Car Drop-off Point	 Shopping	 Drinking Fountain
 Accessible Parking Lot		

# ABOUT THE ACCESS GUIDE

National Gallery Singapore aims to be a progressive art museum that fosters and inspires a thoughtful, creative and inclusive society.

This Access Guide aims to help visitors with disabilities as well as their friends and families to have a meaningful and comfortable experience at the museum.

In this Access Guide, you will find information to help you plan your trip to National Gallery Singapore. By providing information about the museum's policies and spaces you will be better prepared to make decisions about whether the Gallery is accessible to you and your individual needs.

## This Access Guide has:

Information on getting to National Gallery Singapore.

General information on the key features and policies at the Gallery.

Detailed plans of each floor with the location of accessible features such toilets, lifts, exhibition galleries, places to eat, drink and shop along with other helpful information you may need to know.

Contact Information for the Gallery's Community & Access team.

## This Access Guide does not have:

Detailed access information about temporary exhibitions. Please refer to the Gallery website, call the Gallery at 6271 7000 or e-mail [community@nationalgallery.sg](mailto:community@nationalgallery.sg) for more information.

Detailed access information about places to eat and drink in the Gallery. Please contact the restaurants directly to discuss your access needs. Contact information is available on the Gallery's website.

Information about areas of the Gallery with restricted access.

Information on access programmes and festivals. Please refer to "What's On" on the Gallery website at [nationalgallery.sg/whats-on](http://nationalgallery.sg/whats-on) or e-mail [community@nationalgallery.sg](mailto:community@nationalgallery.sg) for more information.

# PLANNING YOUR VISIT

## Before Your Visit

Please consult this Access Guide to plan your visit to the Gallery. If you have questions that are not answered in this Guide you can email the Community & Access team at [community@nationalgallery.sg](mailto:community@nationalgallery.sg) or call our Visitor Services Helpdesk at 6271 7000 for assistance.

If you are planning a group visit for persons with disabilities, please e-mail [community@nationalgallery.sg](mailto:community@nationalgallery.sg) for assistance, at least three weeks in advance.

## Opening Hours\*

**Saturday to Thursday: 10am–7pm**  
**Friday: 10am–9pm**

The Gallery remains open on Public Holidays and Eve of Public Holidays. The same opening hours apply.

Admission ends 30 minutes before closing time.

\*Opening hours may be revised occasionally due to different circumstances. Visit [nationalgallery.sg/visit](http://nationalgallery.sg/visit) for the latest information.

## Admission

Admission to the Gallery and its exhibitions is free for persons with disabilities and one accompanying caregiver. This applies to both local and foreign visitors and their caregivers.

All visitors to the Gallery will need to go to the Ticketing Counters at Level B1 to obtain a ticket before proceeding with their visit, even if their visit is free.

For Singaporeans and Permanent Residents, a General Admission ticket is free. This ticket does not apply to all exhibitions, and some special exhibitions will require an additional ticket.

Please visit [nationalgallery.sg/admissions](http://nationalgallery.sg/admissions) for more information.



# PLANNING YOUR VISIT

## Access Provisions for Groups

If a group requires additional access provisions, please email the Community & Access team at [community@nationalgallery.sg](mailto:community@nationalgallery.sg) at least six weeks before your visit. Access provisions include a guided tour and Singapore Sign Language interpretation for talks, tours and selected programmes. More information about tours that the Gallery offers is available on National Gallery Singapore's website at [tickets.nationalgallery.sg/tours](https://tickets.nationalgallery.sg/tours)

## Singapore Sign Language (SgSL) Interpretation

Singapore Sign Language (SgSL) Interpretation is provided for certain tours and programmes. To request a Sign Language interpreter for tours and programmes, please email the Community & Access team at [community@nationalgallery.sg](mailto:community@nationalgallery.sg) at least six weeks before your visit.

## Service Dogs

Service dogs are welcome at the Gallery. Visitors with service dogs are encouraged to email the Gallery at [info@nationalgallery.sg](mailto:info@nationalgallery.sg) two days in advance.

## Mobility Aids

Manual and motorised wheelchair users are welcome at the Gallery. All exhibition spaces at the Gallery are wheelchair-accessible and all floors are also accessible via lifts.

Do note that there are no available charging points for motorized wheelchairs within the Gallery.

## What To Wear

There is no dress code at the Gallery but the exhibition galleries are climate controlled to conserve the artworks so you may want to bring something warm to wear.

# PLANNING YOUR VISIT

The most convenient and accessible entrance to the Gallery is the Coleman Street Entrance.

## Getting to the Gallery by Car:

The entrance to the Gallery carpark is located on St Andrew's Road. The Gallery's carpark has three accessible parking lots, one on Level B2 and two on Level B3. The accessible parking lots are located close to Lift Lobby B. All lifts are wheelchair accessible. Lifts from Lift Lobby B will take you to the Ticketing Counter at Level B1 where you can collect your ticket to visit the Gallery.

## Getting to the Gallery by Public Transport:

### Train

The nearest MRT station is City Hall. The Art Connector on North Bridge Road is an accessible sheltered path to the Gallery's Coleman Street Entrance. To get to the Art Connector, take the lift at Exit D of City Hall MRT to Exit B, where the Art Connector begins. Singapore's MRT network is wheelchair accessible and station staff are trained on how to provide assistance to commuters with disabilities.

### Bus

There are a number of buses that you can take to the Gallery. Almost all of Singapore's bus network is wheelchair accessible. Please visit [www.nationalgallery.sg/visit-bus](https://www.nationalgallery.sg/visit-bus) for more information.

### Taxi

Taxis and other vehicles may use the Coleman Street Entrance to drop-off and pick-up visitors with disabilities.

# KEY FEATURES

## Accessible Toilets

Accessible toilets are mostly located at the City Hall Wing, on every level except Level 6. Most accessible toilet doors are automated, and slide open by pressing a button beside the toilet entrance. Please note that the clearance width for toilet entryways with automated doors is approximately 0.88m.

Accessible toilets that do not have automated doors are located on Levels B1, 1 and 5 of the City Hall Wing, and Level 4M of the Supreme Court Wing. These toilets have heavy doors.

## Admissions and Tickets

When arriving by the Coleman Street Entrance, please use Lift Lobby A to proceed to the Ticketing Counter at Level B1 for General Admission tickets. You will need to obtain a ticket though admission is free for visitors with disabilities and one accompanying caregiver. All lifts are wheelchair accessible and there is step-free access to the Ticketing Counter, where there is a priority queue at Counter 1 for visitors with disabilities.

Please note that the Ticketing Counter is approximately 1.15m high. Counter staff will come out from behind the counter to engage with visitors if required.

## Baby Changing Rooms

The Gallery has baby changing rooms which are equipped with hot and cold water and a seat. The locations are noted on the floorplans. Please note that the baby changing rooms have step-free access but are not wheelchair accessible.

## Escalators

The escalators on all floors have proximity sensors and will start automatically when you go near them. Please be aware that there are no audio prompts before the escalators start.

# KEY FEATURES

## Information Counters

Information Counters are located at the Coleman Street Entrance, Padang Entrance, and Level B1. The Information Counter near the Coleman Street Entrance has the lowest counter height and may be more convenient for wheelchair users and visitors of shorter stature.

## Lockers

The Gallery has lockers to store personal items. They use metal keys and are available at three different heights and sizes. You will need to be able to reach the keys at these heights to use the lockers. The highest locker is 1.38m, the middle is 1.03m and the lowest ones are at 0.20m. The corridors are well-lit and wide enough at 1.13m for most wheelchair users. All lockers require a \$1 coin to be operated that will be refunded when you retrieve your items.

## Lifts

Lift Lobbies A and B are located at the two ends of the City Hall Wing. Both lift lobbies are wide enough for most wheelchairs and mobility aids. When open, the width clearance between the lift doors is approximately 1.09m. Locations of all accessible lifts are detailed in the floorplans available for each level in this Guide.

## Manual Wheelchair Loans

Wheelchairs are available for loan at the Information Counters located at Coleman Street Entrance, Padang Entrance and Level B1 free of charge on a first come, first served basis. Photo-ID will be required as collateral. Unfortunately the Gallery cannot personally assist wheelchair users to get around the building.

## Drinking Fountains

Drinking fountains are located next to the toilets on most floors. They are available at two different heights: 0.84m with a 0.7m clearance under the fountain, and 0.97m with a 0.83m clearance.

# GALLERY MEMBERSHIP & VISITOR SERVICES

The Gallery's Singapore membership programme is called Gallery Insider. You can become a Gallery Insider by purchasing an annual membership online at the Gallery's website or in person at the Visitor Services room located at Level B1.

## Membership Benefits

Gallery Insider benefits include unlimited free entries to all exhibitions, priority booking and discounts on dining, shopping, and ticketed events at the Gallery.

For membership categories, prices and more information visit National Gallery Singapore's website at [www.nationalgallery.sg/support/join/membership](http://www.nationalgallery.sg/support/join/membership)

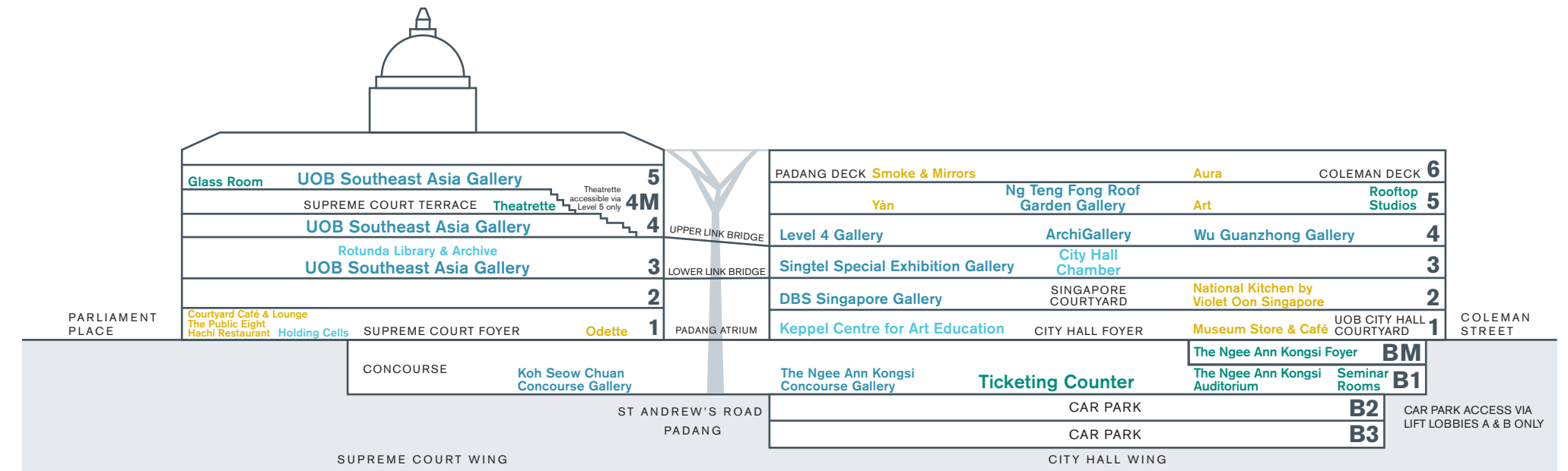
## Visitor Services Room

The Visitor Services room is at Level B1, near Lift Lobby B and opposite the Ticketing Counter. There is step-free access to the Visitor Services room.

Services provided at the Visitor Services room:

- Tours desk
- Loan of devices and headphones for the Gallery's audio guides
- Membership services
- Lost & Found

# MAP OF THE GALLERY



## Upper Link Bridge

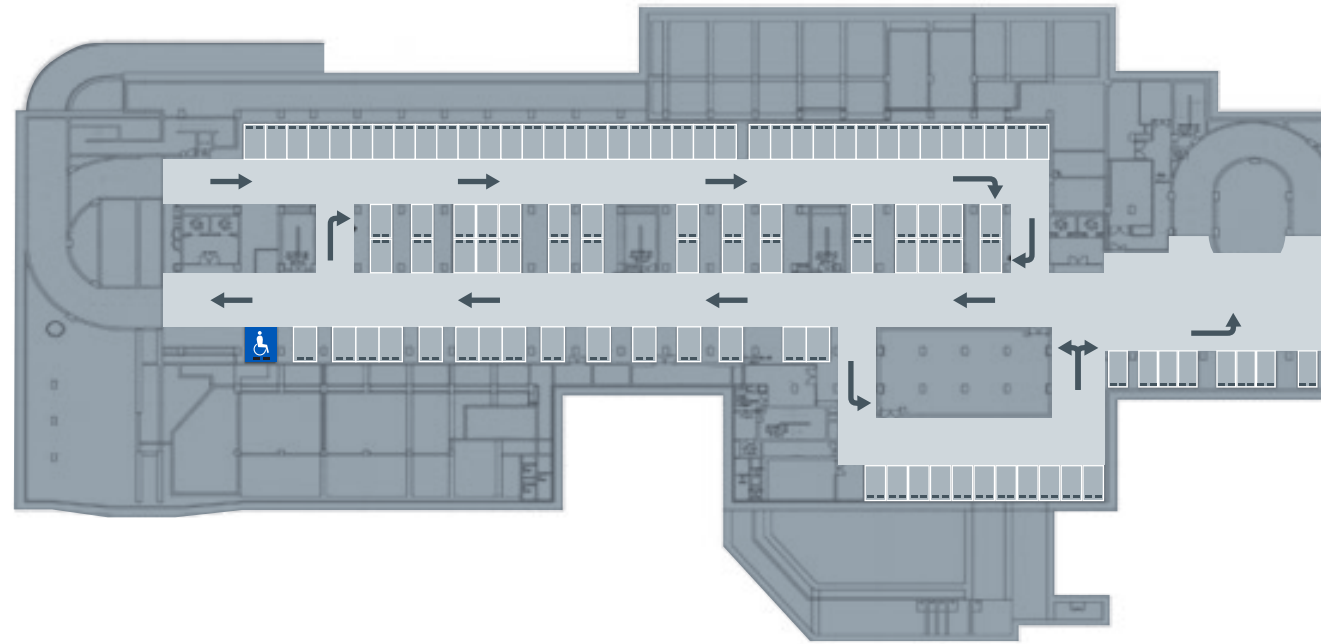
This bridge connects Level 4M of the Supreme Court Wing with Level 4 of the City Hall Wing. Please note the bridge slopes up from the City Hall Wing towards the Supreme Court Wing.

## Lower Link Bridge

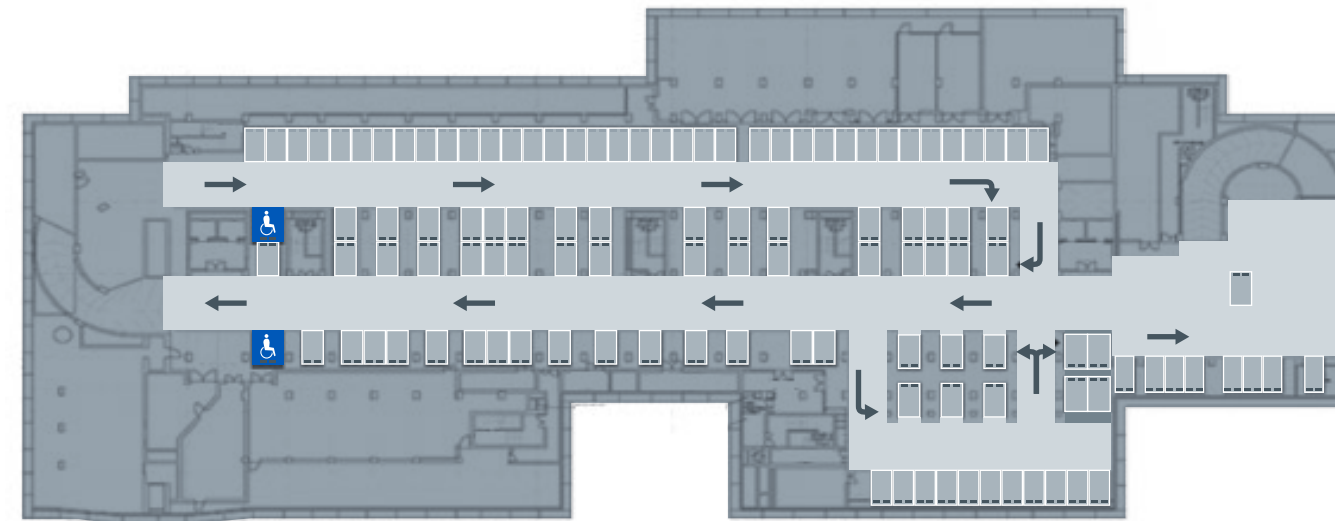
This bridge connects Level 3 of the Supreme Court Wing to Level 3 of the CityHall Wing. Please note that the bridge slopes down from the City Hall Wing towards the Supreme Court Wing.

There are automated doors before the Link Bridges. The Link Bridges provide step-free access between the Gallery's City Hall and Supreme Court Wings.

## MAP OF THE GALLERY LEVEL B2



## LEVEL B3



## LEVELS B2 AND B3

### Accessible Parking Lots

There is an accessible parking lot located on Level B2. There are two more accessible parking lots at Level B3. All three lots are located close to Lift Lobby B, which is wheelchair accessible.

### Carpark Opening Times

The carpark is open from 7am to 1am.

### Accessible Toilets

There are no accessible toilets at Levels B2 and B3.

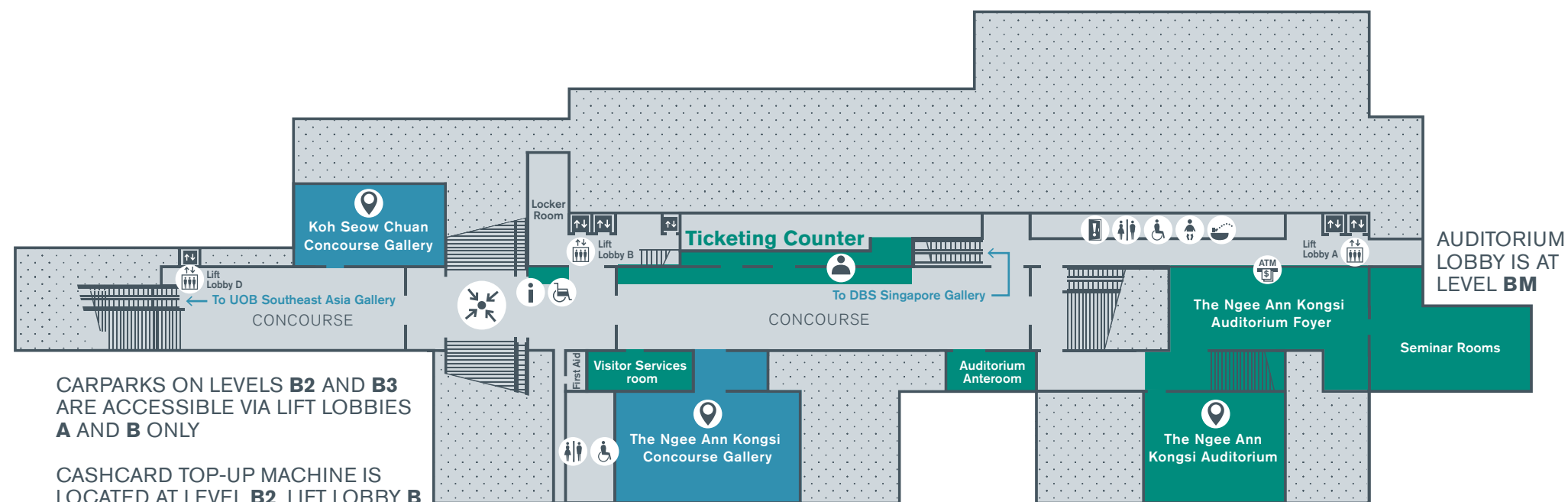
### Other Information

The Cashcard Top-up Machine is located at Level B2, by Lift Lobby B.

Entrance to the carpark is on St. Andrew's Road and is accessed from Coleman Street.

Please note that there are no pedestrian pathways in the carpark so please take care when proceeding to the lift lobbies.

# MAP OF THE GALLERY LEVEL B1 AND BM



## FACILITIES



## THINGS TO DO

-  Koh Seow Chuan Concourse Gallery
-  The Ngee Ann Kongsi Concourse Gallery
-  The Ngee Ann Kongsi Auditorium

# LEVELS B1 AND BM

## Ticketing Counter

All visitors will need to obtain a ticket from the Ticketing Counter, even if their visit is free. Admission is free for persons with disabilities and one accompanying caregiver. The Ticketing Counter is near Lift Lobby B, and there is a priority queue at Counter 1 for persons with disabilities and their caregivers, and senior citizens.

Although the counter is high, at approximately 1.15m, staff will step out from behind the counter to engage with visitors of shorter stature or wheelchair users, if required.

## Information Counters

The Information Counter at Level B1 is located near Lift Lobby B.

Manual wheelchairs are available for loan at this Information Counter.

## Visitor Services Room

National Gallery Singapore membership services are located at the Visitor Services room, which is opposite the Ticketing Counter. Devices and headphones to access our audio guides, available on our Gallery Explorer app, are also available for loan here. Lost & Found is also here. There is step-free access and accessible seating options inside the room.

## Ngee Ann Kongsi Concourse Gallery (City Hall Wing)

There is step-free access to the gallery.

## Locker Rooms

The Gallery has lockers to store your personal items. The lockers use metal keys and they are available at three heights: 1.38m, 1.03m and 0.20m. You will need to be able to reach the keys at these heights to reach the keys in the lockers. The corridors are well-lit and wide enough at 1.13m for most wheelchair users.

All lockers require a \$1 coin to be operated that will be refunded when you retrieve your items.

For access to the lockers after operating hours, please contact Security at 9488 2315 to retrieve your belongings.

## ATMs

There are UOB and DBS ATMs at Level B1 by Lift Lobby A. The keypad, interactive screen and dispensing outlet range from 0.8m to 1.3m high. Please note that these ATMs do not have audio assistance.

## Accessible Toilets

There are accessible toilets near Lift Lobby A and behind the Visitor Services room. The accessible toilet near Lift Lobby A has a manual swing door.

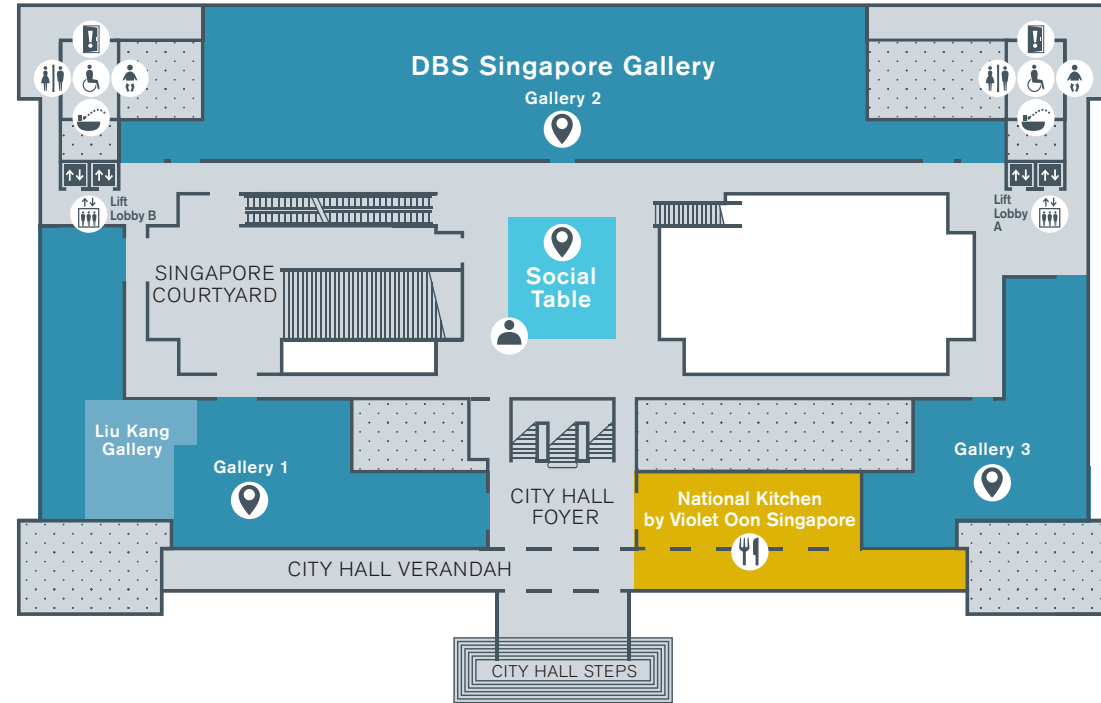
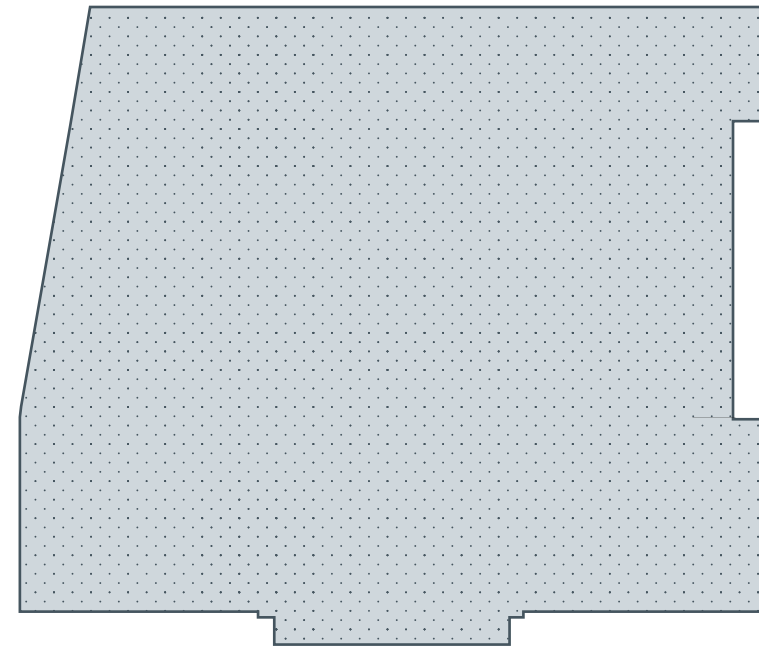
## Ngee Ann Kongsi Auditorium

The Auditorium can be accessed from Levels BM and B1. Wheelchair user access is from Level BM only.






# MAP OF THE GALLERY LEVEL 2



## FACILITIES



## THINGS TO DO

-  DBS Singapore Gallery (1, 2 and 3)
-  Social Table
-  National Kitchen by Violet Oon Singapore

# LEVEL 2

## DBS Singapore Gallery 1, 2 and 3 (City Hall Wing)

There is step-free access to all three galleries. However, you will have to go through a heavy manual glass door to access Gallery 3. Do note that step-free access to Gallery 1 is via the exit, located in the City Hall Foyer, opposite National Kitchen by Violet Oon.

## Places to Eat and Drink

National Kitchen by Violet Oon Restaurant has a step-free entrance. Please contact the restaurant directly to discuss accessibility requirements.

## Accessible Toilets

There are accessible toilets near Lift Lobby A and Lift Lobby B of the City Hall Wing.

Please note that you will need to open a heavy manual swing door to get to the accessible toilets.

## Social Table (City Hall Wing)

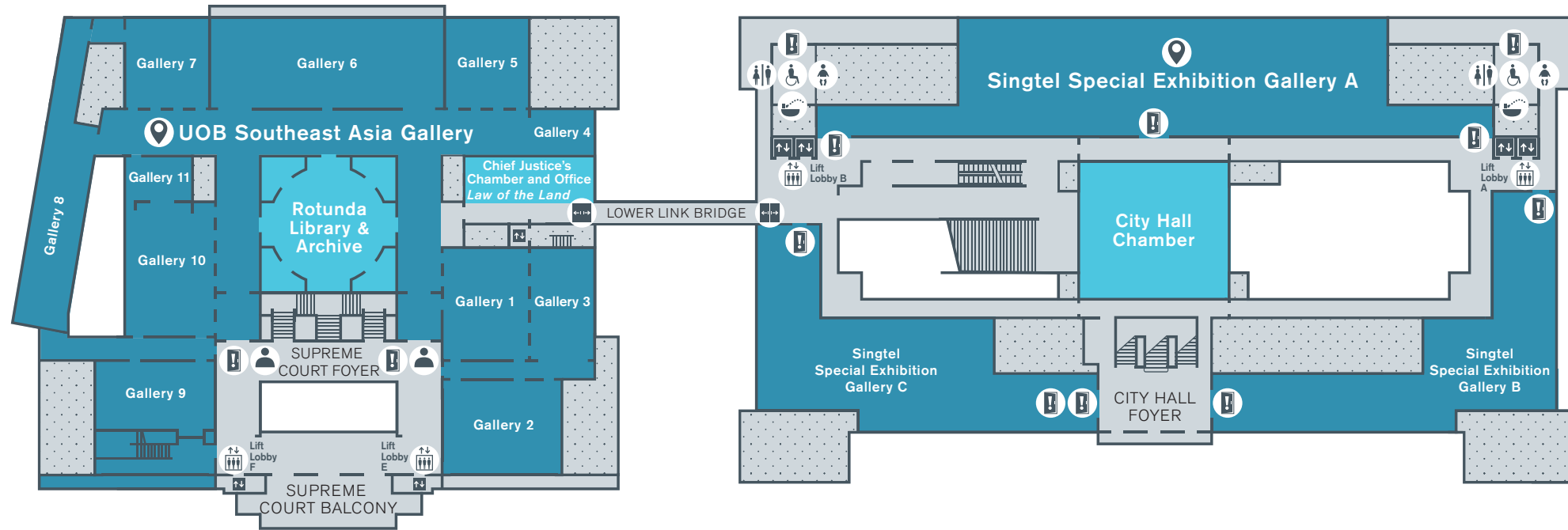
The Social Table is an interactive multimedia table with images of artworks in our long-term exhibition *Siapa Nama Kamu?*, on display in the DBS Singapore Gallery. You can create a poster of your favourite artworks to email to yourself or friends.

The Social Table has no audio prompts nor captions instructions, however there is usually staff nearby to assist visitors. The staff will also be able to tell you where to find the original artwork that is featured on the Social Table.

There is a gentle ramp leading up to the Social Table.

Please note that there is dim lighting surrounding the Social Table. It stands at 0.68m high and has a horizontal depth of 0.6m. Reach access might be limited for wheelchair users or persons of shorter stature.

# MAP OF THE GALLERY LEVEL 3



## FACILITIES



## THINGS TO DO

-  UOB Southeast Asia Gallery 1–11
-  Singtel Special Exhibition Gallery (A, B and C)
-  Rotunda Library & Archive

# LEVEL 3

## Singtel Special Exhibition Gallery (City Hall Wing)

There is step-free access to all three galleries.

Please note that Gallery C has heavy manual double glass doors at the main entrance and manual glass doors at the exit. Galleries A and B have manual glass doors at both exit and entrance.

There is staff nearby to provide assistance, if needed.

## City Hall Chamber

There is step-free access and the door is open during exhibition opening times.

## UOB Southeast Asia Galleries 1–11 (Supreme Court Wing)

There is step-free access to all the galleries. Please note that there are heavy manual double glass doors at the entrance but there is staff nearby to provide assistance, if needed.

## Lower Link Bridge

The Lower Link Bridge provides step-free access between Level 3 of the Supreme Court Wing and Level 3 of the City Hall Wing. The bridge slopes down from the City Hall Wing, and is accessed via automated doors.

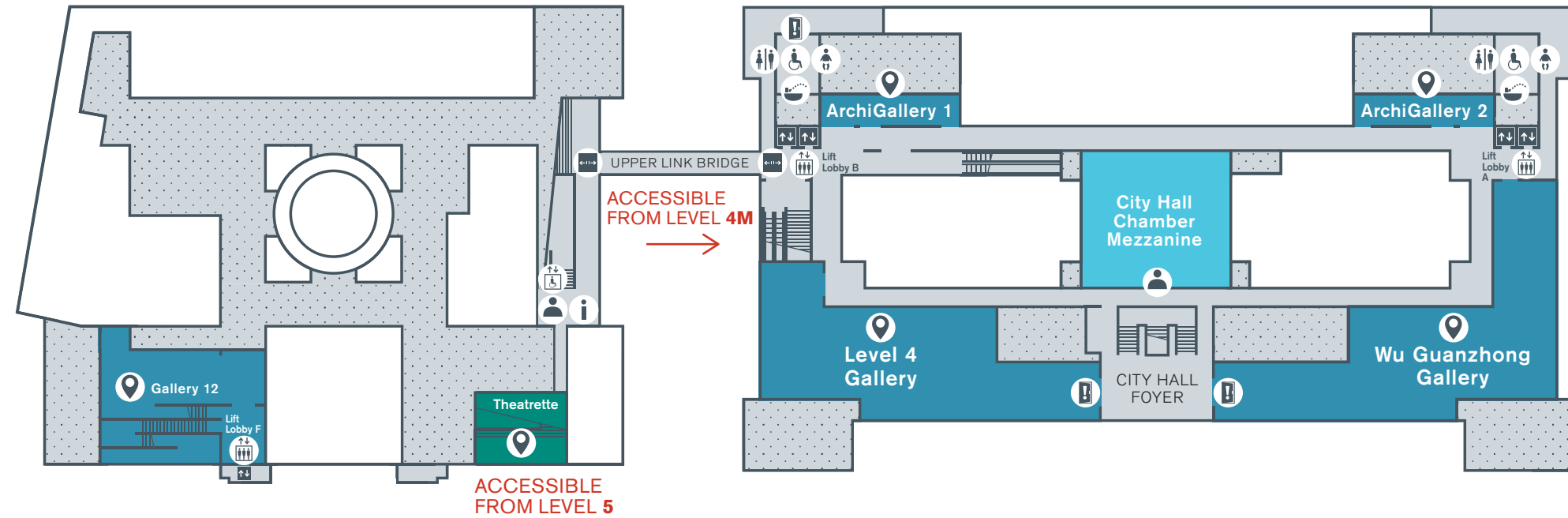
## Accessible Toilets

There are accessible toilets near Lift Lobby A and Lift Lobby B of the City Hall Wing.

Please note that you will need to open a heavy manual swing door to get to the accessible toilets.

There is no accessible toilet in the Supreme Court Wing on Level 3.





# MAP OF THE GALLERY LEVEL 4



## FACILITIES



## THINGS TO DO

-  ArchiGallery 1 and 2
-  Level 4 Gallery
-  Wu Guanzhong Gallery
-  Theatrette

# LEVEL 4

## ArchiGallery 1 and 2 (City Hall Wing)

There is step-free access to the galleries. Please note that some of the exhibits in ArchiGallery 1 have steps in front of them and may not be accessible to all visitors.

## Level 4 Gallery (City Hall Wing)

There is step-free access to the gallery. Please note that there are heavy manual double glass doors at the entrance, but there is staff nearby to provide assistance, if needed.

## Wu Guanzhong Gallery (City Hall Wing)

There is step-free access to the gallery. Please note that there are heavy manual glass doors at the entrance, but there is staff nearby to provide assistance, if needed.

## UOB Southeast Asia Gallery 12 (Supreme Court Wing)

There is step-free access to the gallery. Please note that there are heavy manual glass doors at the entrance, but there is staff nearby to provide assistance, if needed.

## Upper Link Bridge

The Upper Link Bridge provides step-free access between Level 4M of the Supreme Court Wing and Level 5 of the City Hall Wing. The bridge slopes up from the City Hall Wing, and is accessed via automated doors.

## Accessible Toilets

There are accessible toilets near Lift Lobby A and Lift Lobby B of the City Hall Wing. The accessible toilet near Lift Lobby A can be accessed without having to go through any heavy doors.

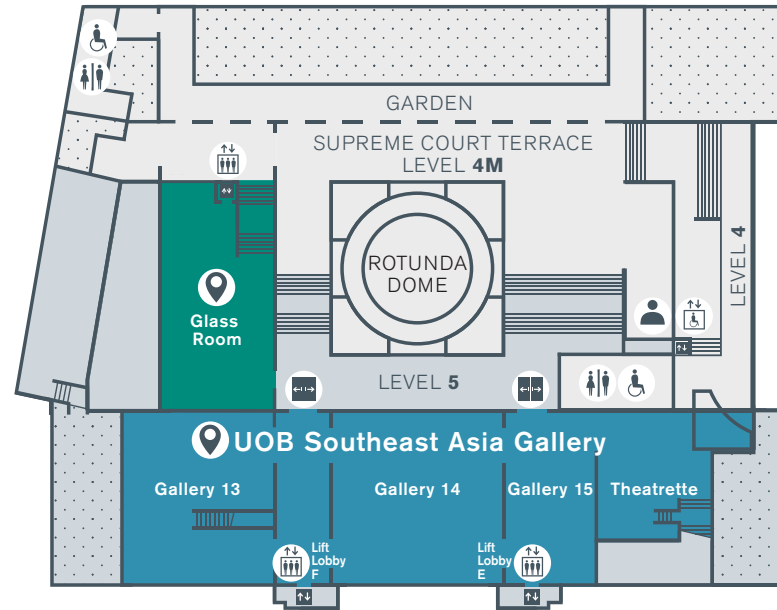
There is no toilet cluster in the Supreme Court Wing on Level 4.

## Access to the Rotunda Dome (Supreme Court Wing)

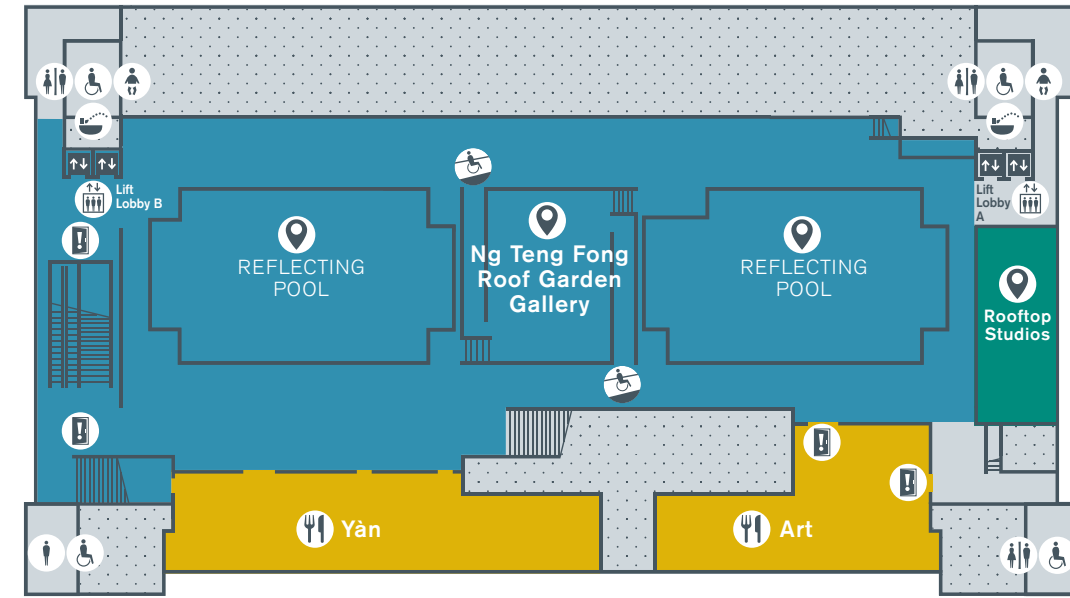
There is an accessible lift to the Rotunda Dome that takes you to Levels 4M and 5. You will need to request assistance from staff to use the lift.








# MAP OF THE GALLERY LEVEL 5 AND 4M



## FACILITIES



## THINGS TO DO

-  Glass Room
-  Ng Teng Fong Roof Garden Gallery
-  Reflecting Pool
-  Rooftop Studios
-  UOB Southeast Asia Gallery 13–15

-  Yàn
-  Art Restaurant

# LEVEL 5 AND 4M

## Reflecting Pool (City Hall Wing)

The Reflecting Pool is an open-air area with step-free access around the pool. Not all of the walkways are sheltered.

## UOB Southeast Asia Gallery 13–15 (Supreme Court Wing)

There is step-free access to all three of the galleries. The galleries can be accessed straight via Lift Lobbies E and F. The other entrances to UOB Southeast Asia Gallery on Level 5 also have automated glass doors.

There is an accessible lift which operates between Levels 4M and 5, located outside the entrance of the galleries. You will need to request assistance from staff to use the lift.

## Theatrette (Supreme Court Wing)

Please note there is no step-free access to the seating area. However, the screen is visible from Level 5 of the UOB Southeast Gallery.

## Rooftop Studios (City Hall Wing)

There is step-free access to the Rooftop Studios. Please contact the Gallery directly to discuss accessibility requirements.

## Ng Teng Fong Roof Garden Gallery

The Ng Teng Fong Roof Garden Gallery is an open-air area. There are two ramps that lead up to the Ng Teng Fong Roof Garden Gallery. Please note that the ramps are not sheltered.

## Places to Eat and Drink

### Art Restaurant (City Hall Wing)

The restaurant has step-free and sheltered access. Level 5 is partially unsheltered. Please note that there are manual glass doors at the entrance and exit. Please contact the restaurant directly to discuss accessibility requirements.

### Yàn (City Hall Wing)

The restaurant has step-free access. There is no sheltered path to the restaurant. Please contact the restaurant directly to discuss accessibility needs.

## Accessible Toilets

There are three accessible lifts on Level 5 of the City Hall Wing: near Lift Lobby A, near Lift Lobby B and next to Art Restaurant.

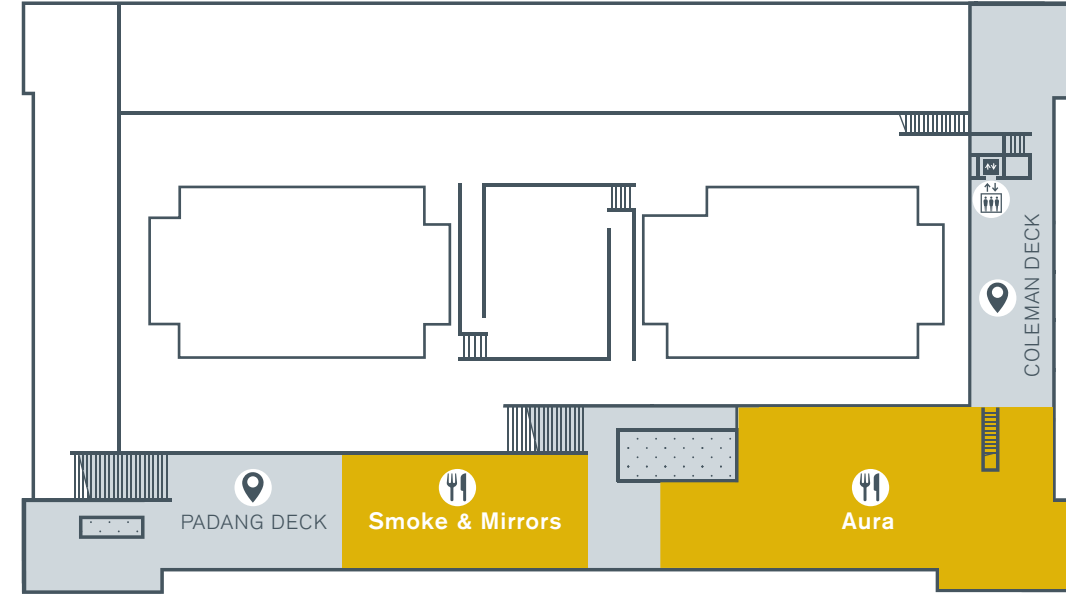
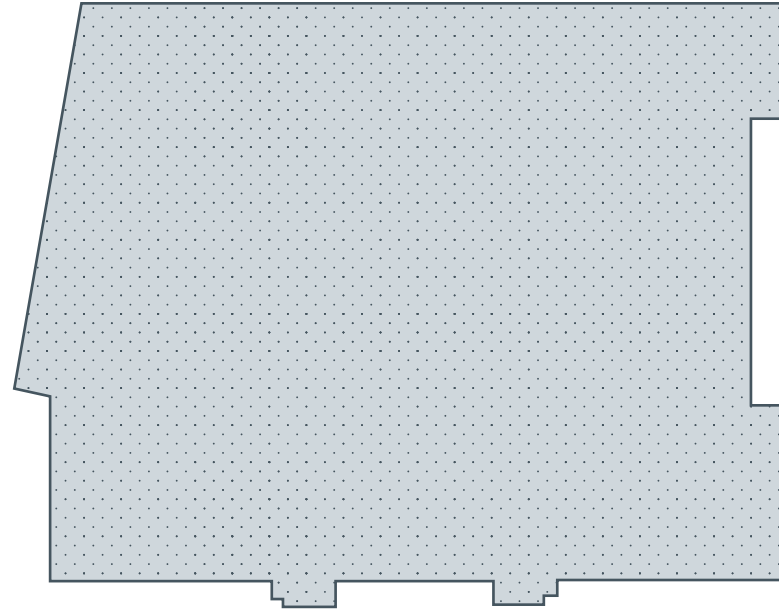
There is an accessible toilet on Level 4M of the Supreme Court Wing, next to the restricted lift.

There is no toilet cluster on Level 5 of Supreme Court Wing for visitors to the UOB Southeast Asia Gallery.

## Upper Link Bridge

This bridge connects Level 4M of the Supreme Court Wing to Level 4 of the City Hall Wing. Please note the bridge slopes gently up from the City Hall Wing towards the Supreme Court Wing. Please note there is no link bridge on Level 5 between the City Hall and Supreme Court Wings.

# MAP OF THE GALLERY LEVEL 6



## FACILITIES



## THINGS TO DO



Coleman Deck  
Padang Deck



Smoke & Mirrors  
Aura Sky Lounge

# LEVEL 6

## Coleman Deck (City Hall Wing)

The Coleman Deck is an open air area with panoramic views that is accessible via Lift 1 of Lift Lobby A.

## Padang Deck (City Hall Wing)

There is step-free access to the Padang Deck via Aura Sky Lounge and Smoke & Mirrors.

## Places to Eat and Drink

### Aura Sky Lounge

This restaurant has step-free access. Please contact the restaurants directly to discuss accessibility needs.

### Smoke & Mirrors

There is step-free access to this restaurant via Aura Sky Lounge. Please contact the restaurants directly to discuss accessibility needs.

## Accessible Toilets

There is no toilet cluster on Level 6.

# ABOUT THE ACCESS GUIDE COLLABORATION

## Development of Access Guide and Inclusive Customer Training

National Gallery Singapore collaborated with Disabled People's Association (DPA) and Levelfield Consultants over a six-month period to produce an Access Guide to provide visitors with disabilities with the information they might need to plan their visit to the museum.

After Levelfield Consultants conducted an initial accessibility audit of the Gallery, Levelfield Consultants and DPA produced the Access Guide. The Guide was validated by DPA Inclusion Ambassadors—DPA members with disabilities—that it was easy to understand and helpful to visitors with disabilities.

DPA Inclusion Ambassadors also provided training for Gallery staff and volunteers on how to better understand the needs of visitors with disabilities. The Inclusion Ambassadors were able to share their diverse lived experiences of various disabilities, and coached customer service staff on how to use the Access Guide.

National Gallery Singapore is thankful for the opportunity to work with DPA and Levelfield Consultants to ensure that our art, exhibitions, and offerings are accessible and inclusive.

# ABOUT DISABLED PEOPLE'S ASSOCIATION

Disabled People's Association (DPA) is Singapore's only cross-disability non-profit organisation. We represent the disability community, working to build a fairer society where everyone can participate in all aspects of life from education to employment and access to social integration.

## What we do

A Voice of Our Own: We are an organisation for people with disabilities run by people with disabilities. We listen to the needs of all persons with disabilities in Singapore, their allies, carers and other social service organisations that provide essential services and we ensure their needs are represented at a national level. We provide a platform for all people with disabilities to speak up and ensure their voices are heard.

## How we do it

We help the disability community have a voice in society by working with decision-makers in political, commercial and educational institutions so that no decision that impacts them is made without them. We also provide training, consultancy and education for both people with disabilities and the public, so we can work together to create an inclusive, accessible society we are all proud of.

## DPA Inclusion Ambassador Programme

Inclusion Ambassadors are our members with disabilities who are trained and paid by DPA to effectively engage with public to raise awareness and promote inclusion of people with disabilities at various outreach events. Our Inclusion Ambassadors uphold the mission of DPA and promote self-advocacy. Inclusion Ambassadors engage participants from different walks of life. These ambassadors interact with participants and share their powerful insights and lived experiences in an interesting and constructive way. Through the experiential activities and interaction, Inclusion Ambassadors help the participants to gain confidence in interacting with persons with disabilities to be more proactive in promoting inclusion and improve accessibility.



Website: [www.dpa.org.sg](http://www.dpa.org.sg)  
Facebook: @DisabledPeople's Association  
Instagram: @dpa.sg  
Twitter: @DPASG

# ABOUT LEVELFIELD CONSULTANTS

LevelField Consultants advocates and promotes the need for an environment that is accessible, safe and inclusive for persons of all ages and abilities. In addition, we strive to improve the level of awareness about the need for a friendly and conducive built environment to promote the social inclusion of all in particular people with disabilities and the elderly.

## What we do

LevelField Consultants conducts access audits and provides advice and recommendations to developers, architects, town planners, facility managers, service providers and businesses to improve accessibility and achieving universal design while ensuring compliance of the Code on Accessibility in the Built Environment.

Through our trained and experienced access auditors, LevelField Consultants capitalises on this knowledge to explain the hows and whys of accessibility in a functional and practical manner.

LevelField Consultants also conducts accessibility and universal design training and is the only known accessibility consultancy in Singapore. It champions an inclusive built environment.



Website: [www.levelfield.com.sg](http://www.levelfield.com.sg)



